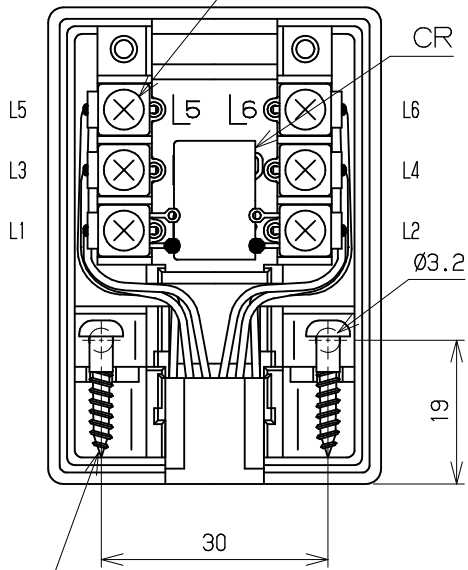




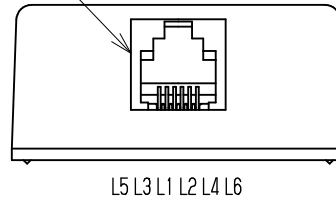
カバを外した状態

端子ねじ



添付ねじ(丸木ねじ3×16)

MJ(6極6心)



- L1-L2間にCR  $\left( \begin{array}{l} 0.27\mu\text{F} \\ 250\text{V} \end{array} \parallel \begin{array}{l} 100\text{k}\Omega \\ 1/4\text{W} \end{array} \right)$  が接続されています。